

# STATE BUDGET

WEST BENGAL BUDGET 2023-24



- **DA 3% INCREASED**
- **STAMP DUTY WEIVED OFF**
- **BHABISYAT CREDIT CARD 2 LAKH YOUTH LOAN OF 5 LAKH**
- **DUE LOAN AMOUNT 5.86 LAKH CRORE**

- **LAXMI BHANDER TO BARDHAKYA BHATA**
- **RASTASHRI 3000 CRORE 12500 KM**
- **BAMTALA CHAMRA PROJECT 2 LAKH NEW JOB**
- **MATSYAJIBI BANDHU PRAKALPA 2 LAKH RUPEES**
- **SGDP GROWTH RATE 8.4%**

- **DEUTA PACHAMI 35 LAKH CRORE INVESTMENT , 1 LAKH MORE EMPLOYMENT**
- **MSME ,WE ARE VERY GOOD BUT BIG INDUSTRY IS WAITING**
- **TAJPUR PORT**
- **TEA GARDEN**
- **MLA LAD 60 LAKH TO 70 LAKH**
- **DUARE SARKAR IS SHOWN IN BUDGET**

**Statement - I****Budget at a Glance (Receipt)***(Rupees in crores)*

	2021-2022 Actuals	2022-2023 Budget	2022-2023 Revised	2023-2024 Budget
<b>REVENUE RECEIPTS</b>				
State Tax Revenue	71,081.85	79,346.60	79,500.00	88,595.54
Non Tax Revenue	1,690.17	6,672.37	1,882.18	6,376.88
State Share of Union Taxes and Duties	65,540.75	61,436.54	71,434.93	76,843.55
Grants-in-aid from Central Govt.	39,846.58	50,591.50	41,795.23	40,821.06
<b>Total</b>	<b>1,78,159.35</b>	<b>1,98,047.01</b>	<b>1,94,612.34</b>	<b>2,12,637.03</b>
Additional Resources Mobilization Under Tax Revenue	---	---	---	1,337.50
<b>Total-Revenue Receipt</b>	<b>1,78,159.35</b>	<b>1,98,047.01</b>	<b>1,94,612.34</b>	<b>2,13,974.53</b>
<b>CAPITAL RECEIPTS</b>				
Loan Recoveries	58.05	185.41	129.46	145.63
Market Loans	67,389.75	73,286.20	75,195.00	78,946.49
Loans & Advances from Central Government	8,514.54	9,324.32	7,613.00	8,617.63
Loans from Other Sources	1,483.19	2,348.00	1,620.50	2,476.00
Net of Public Account and Contingency Fund	4,514.82	7,844.00	7,319.55	6,334.60
<b>Total-Capital Receipts</b>	<b>81,960.35</b>	<b>92,987.93</b>	<b>91,877.51</b>	<b>96,520.35</b>
<b>Total-Receipts</b>	<b>2,60,119.70</b>	<b>2,91,034.94</b>	<b>2,86,489.85</b>	<b>3,10,494.88</b>

Exclusive of Ways and Means Advances from Reserve Bank of India

Budget at a Glance

**Statement - I**

## Budget at a Glance (Expenditure)

(Rupees in crores)

	2021-2022 Actuals	2022-2023 Budget	2022-2023 Revised	2023-2024 Budget
<b>REVENUE EXPENDITURE</b>				
General Services	78,495.37	78,809.31	83,293.61	84,798.60
Social Services	1,02,475.26	1,08,340.38	1,18,488.60	1,19,200.04
Economic Services	28,834.63	38,660.10	31,982.71	38,206.13
Other Expenditure	354.38	516.89	510.68	1,356.35
<b>Total</b>	<b>2,10,159.64</b>	<b>2,26,326.68</b>	<b>2,34,275.60</b>	<b>2,43,561.12</b>
Expenditure for Additional Outlay	...	...	...	1,337.50
<b>Total-Revenue Expenditure</b>	<b>2,10,159.64</b>	<b>2,26,326.68</b>	<b>2,34,275.60</b>	<b>2,44,898.62</b>
Revenue Surplus / Deficit	-32,000.29	-28,279.67	-39,663.26	-30,924.09
<b>CAPITAL EXPENDITURE</b>				
General Services	544.84	1,428.83	862.83	1,478.10
Social Services	7,437.43	13,326.44	8,369.62	13,566.32
Economic Services	9,501.81	18,389.10	12,235.92	18,981.81
Loans and Advances	1,102.09	1,158.37	719.10	1,034.23
Repayment of Loans to Central Govt. and Others	31,346.52	30,400.52	29,857.82	30,540.80
Transfer to Contingency Fund	...	...	180.00	...
<b>Total Capital Expenditure</b>	<b>49,932.69</b>	<b>64,703.26</b>	<b>52,225.29</b>	<b>65,601.26</b>
<b>Total Expenditure</b>	<b>2,60,092.33</b>	<b>2,91,029.94</b>	<b>2,86,500.89</b>	<b>3,10,499.88</b>
Overall Surplus/Deficit excluding Opening Balance	27.37	5.00	-11.04	-5.00

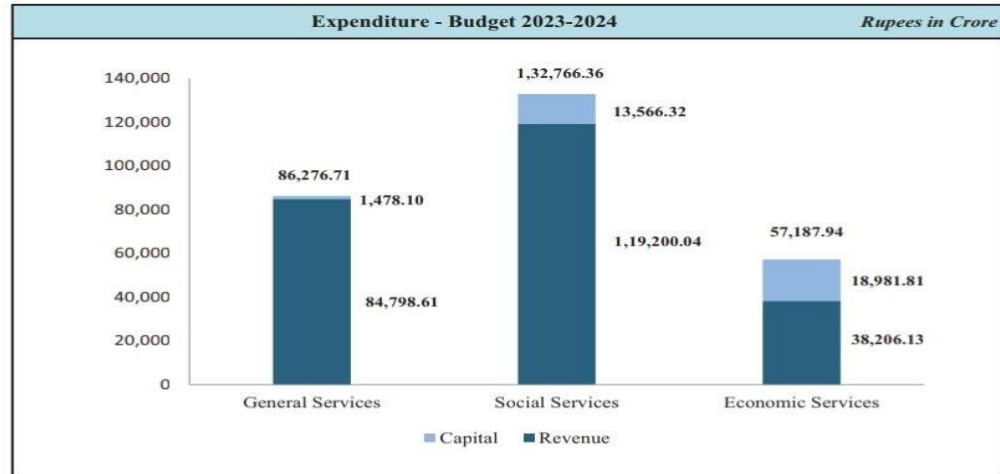
Exclusive of Ways and Means Advances from Reserve Bank of India

Budget at a Glance

### Statement - I

Budget Expenditure at a Glance

Budget 2023-2024			
	Revenue	Capital	Total
General Services	84,798.61	1,478.10	86,276.71
Social Services	1,19,200.04	13,566.32	1,32,766.36
Economic Services	38,206.13	18,981.81	57,187.94

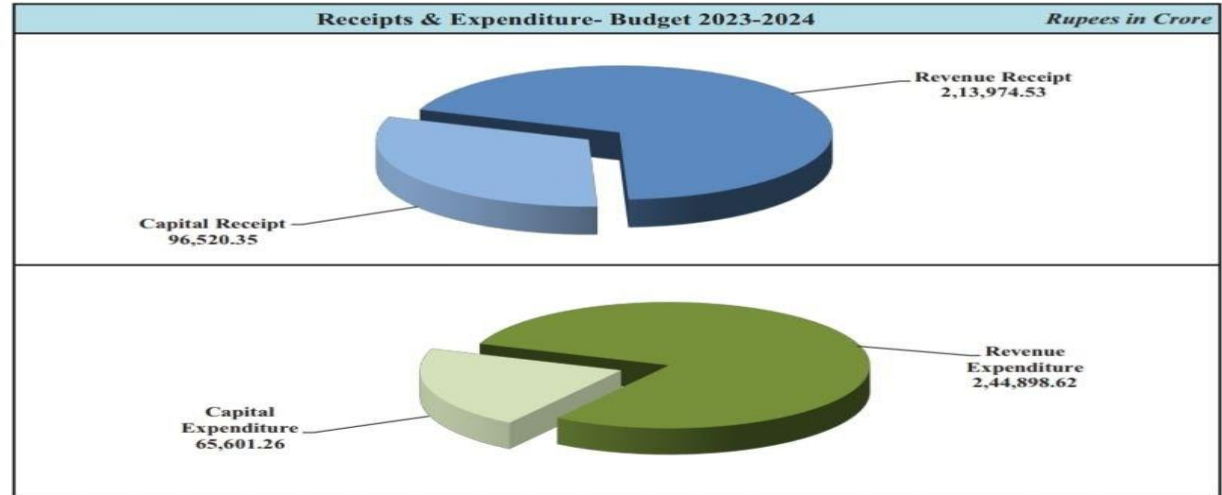


Budget at a Glance

**Statement - I**

**Budget Receipt & Expenditure at a Glance**

<b>TABLE - 2</b>		<i>Rupees in Crore</i>
<b>Receipt</b>		<b>Budget 2023-2024</b>
Revenue Receipt		2,13,974.53
Capital Receipt		96,520.35
	<b>Total</b>	<b>3,10,494.88</b>
<b>Expenditure</b>		<b>Budget 2023-2024</b>
Revenue Expenditure		2,44,898.62
Capital Expenditure		65,601.26
	<b>Total</b>	<b>3,10,499.88</b>



Budget at a Glance



## Statement - II

### Details of Revenue Receipt

(Rupees in crores)

	2021-2022 Actuals	2022-2023 Budget	2022-2023 Revised	2023-2024 Budget
<b>A. State Tax Revenue</b>				
State Goods and Services Tax (SGST)	31,271.07	36,114.00	34,819.49	37,791.85
Taxes on Agricultural Income	0.23	0.72	0.25	0.30
Other Taxes on Income and Expenditure	664.33	651.00	716.11	766.24
Land Revenue	2,742.67	3,259.00	3,082.55	3,390.80
Stamps and Registration Fees	7,366.44	6,550.00	7,117.89	7,473.79
Taxes on immovable property other than Agricultural Land	...	...	...	...
State Excise	13,541.93	16,500.00	15,001.39	17,921.56
Sales Tax	9,950.63	10,100.00	12,134.14	13,897.56
Taxes on Vehicles	2,647.15	2,772.00	3,258.09	3,583.90
Taxes on Goods and Passengers	4.72	10.00	...	...
Taxes and Duties on Electricity	2,384.25	2,800.00	2,784.88	3,125.81
Other Taxes and Duties on Commodities and Services	508.43	589.88	585.21	643.73
<b>Total A. State Tax Revenue</b>	<b>71,081.85</b>	<b>79,346.60</b>	<b>79,500.00</b>	<b>88,595.54</b>
<b>B. Non Tax Revenue</b>				
Interest Receipts	305.60	5,369.29	359.90	4,761.62
Dividends and Profits	157.94	2.26	165.84	174.13
Other Non-Tax Revenue	1,226.62	1,300.82	1,356.44	1,441.13
<b>Total B. Non Tax Revenue</b>	<b>1,690.17</b>	<b>6,672.37</b>	<b>1,882.18</b>	<b>6,376.88</b>
<b>C. State's Share of Union Taxes and Duties</b>				
Central Goods and Services Tax (CGST)	19,024.77	20,172.77	22,143.24	24,847.59
Corporation Tax	18,164.94	19,182.82	24,792.29	24,595.00
Taxes on Income other than Corporation Tax	19,790.65	18,526.55	21,619.92	23,927.60
Other Taxes on Income and Expenditure	0.14	...	...	...
Taxes on Wealth	4.26	-0.68	-0.68	-0.64
Customs	4,891.75	2,663.68	1,899.33	2,437.63
Union Excise Duties	2,715.42	829.71	950.00	1,020.95
Service Tax	880.25	61.69	30.83	15.42
Other Taxes and Duties on Commodities and Services	68.57	...	...	...
<b>Total C. State's Share of Union Taxes and Duties</b>	<b>65,540.75</b>	<b>61,436.54</b>	<b>71,434.93</b>	<b>76,843.55</b>
<b>D. Grants-in aid Central Government</b>	<b>39,846.58</b>	<b>50,591.50</b>	<b>41,795.23</b>	<b>40,821.06</b>
<b>Total Revenue Receipt</b>	<b>1,78,159.35</b>	<b>1,98,047.01</b>	<b>1,94,612.34</b>	<b>2,12,637.03</b>

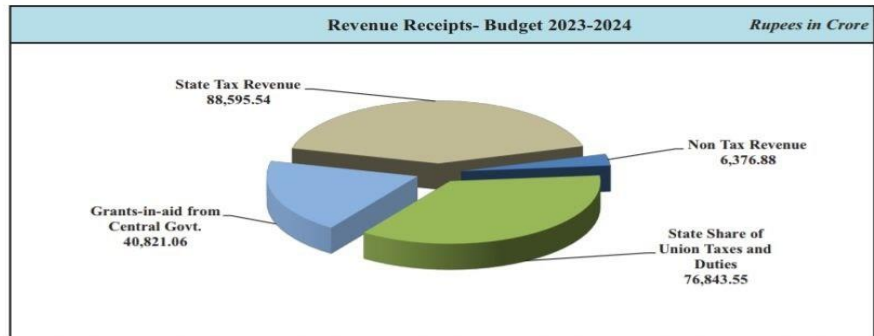
Budget at a Glance

*Statement - II*

Budget Revenue Receipt

**TABLE - 3** *Rupees in Crore*

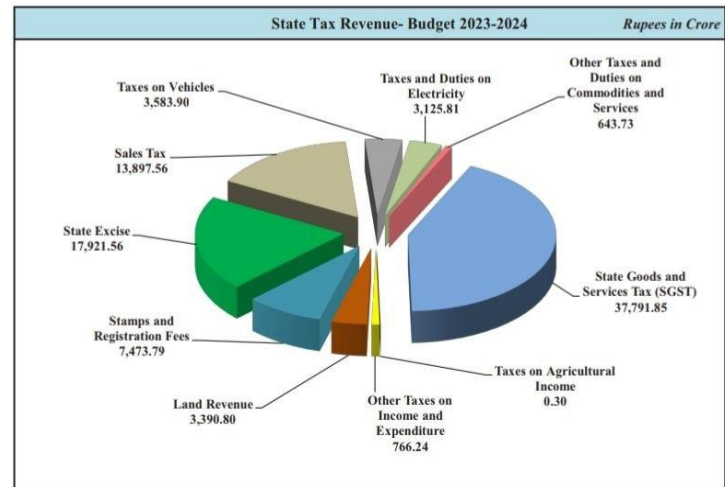
Revenue Receipts	Budget 2023-2024
State Tax Revenue	88,595.54
Non Tax Revenue	6,376.88
State Share of Union Taxes and Duties	76,843.55
Grants-in-aid from Central Govt.	40,821.06
<b>Total</b>	<b>212637.03</b>



**Statement - II**

Budget Details of State Tax Revenue

<b>TABLE - 4</b>		<i>Rupees in Crore</i>
<b>State Tax Revenue</b>		<b>Budget 2023-2024</b>
State Goods and Services Tax (SGST)		37,791.85
Taxes on Agricultural Income		0.30
Other Taxes on Income and Expenditure		766.24
Land Revenue		3,390.80
Stamps and Registration Fees		7,473.79
State Excise		17,921.56
Sales Tax		13,897.56
Taxes on Vehicles		3,583.90
Taxes and Duties on Electricity		3,125.81
Other Taxes and Duties on Commodities and Services		643.73
<b>Total</b>		<b>88,595.54</b>



Budget at a Glance

**Statement - III**

## Details of Capital Receipt

*(Rupees in crores)*

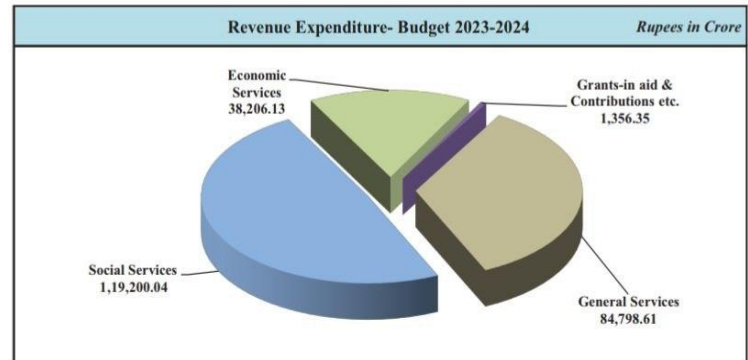
	2021-2022 Actuals	2022-2023 Budget	2022-2023 Revised	2023-2024 Budget
<b>1. Market Loans</b>	67,389.75	73,286.20	75,195.00	78,946.49
<b>2. Loans from Central Government</b>	8,514.54	9,324.32	7,613.00	8,617.63
<b>3. Loans from Other Sources</b>	1,483.19	2,348.00	1,620.50	2,476.00
<b>4. Recovery of Loans and Advances</b>	58.05	185.41	129.46	145.63
<b>5. Other Receipts</b>				
i. Provident Funds and Insurance Funds (Net)	5,044.28	5,920.43	5,487.46	5,685.22
ii. Other Deposit and Advances (Net)	-529.46	1,923.57	1,832.09	649.39
<b>Total-6. Other Receipts</b>	4,514.82	7,844.00	7,319.55	6,334.61
<b>Total Capital Receipt</b>	<b>81,960.35</b>	<b>92,987.93</b>	<b>91,877.51</b>	<b>96,520.36</b>

Budget at a Glance

*Statement - IV*

Budget Details of Revenue Expenditure

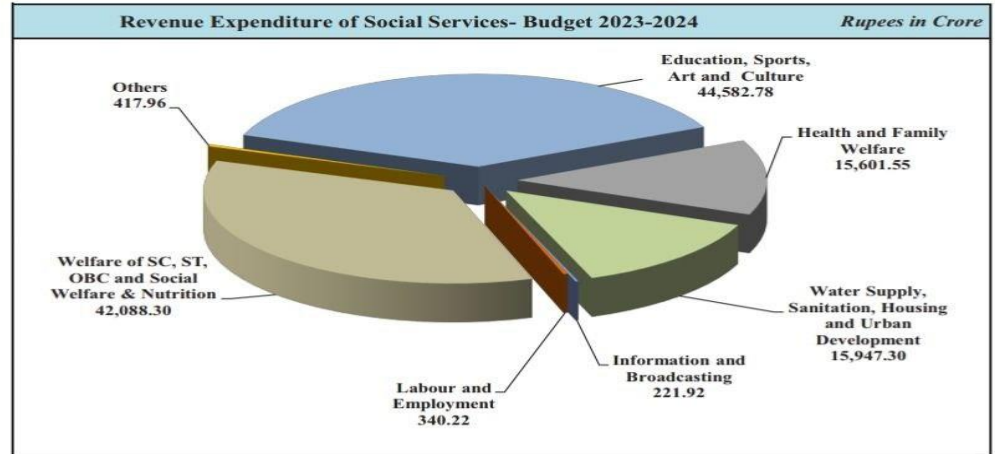
<b>TABLE - 5</b>		<i>Rupees in Crore</i>
<b>Revenue Expenditure</b>		<b>Budget 2023-2024</b>
General Services		84,798.61
Social Services		1,19,200.04
Economic Services		38,206.13
Grants-in aid & Contributions etc.		1,356.35
<b>Total</b>		<b>2,43,561.13</b>



**Statement - IV**

Budget Details of Revenue Expenditure for Social Services

<b>TABLE - 6</b>	<i>Rupees in Crore</i>
<b>Revenue Expenditure of Social Services</b>	<b>Budget 2023-2024</b>
Education, Sports, Art and Culture	44,582.78
Health and Family Welfare	15,601.55
Water Supply, Sanitation, Housing and Urban Development	15,947.30
Information and Broadcasting	221.92
Labour and Employment	340.22
Welfare of SC, ST, OBC and Social Welfare & Nutrition	42,088.30
Others	417.96
<b>Total</b>	<b>1,19,200.03</b>

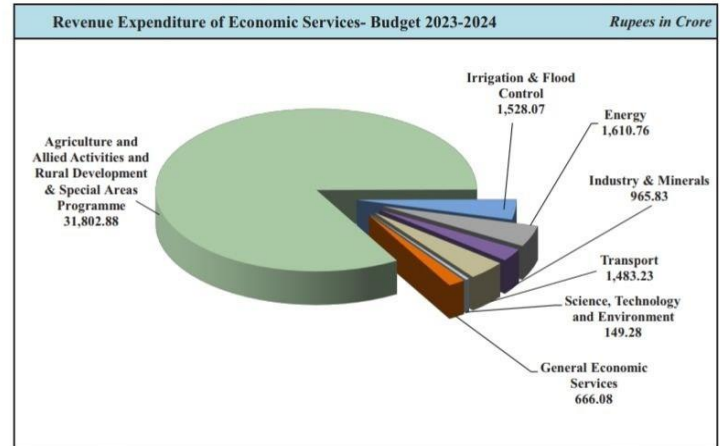


Budget at a Glance

**Statement - IV**

Budget Details of Revenue Expenditure for Economic Services

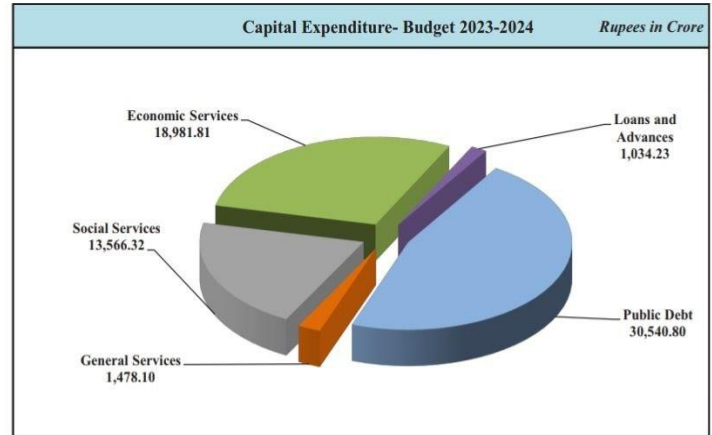
<b>TABLE - 7</b>	
<i>Rupees in Crore</i>	
<b>Revenue Expenditure of Economic Services</b>	<b>Budget 2023-2024</b>
Agriculture and Allied Activities and Rural Development & Special Areas Programme	31,802.88
Irrigation & Flood Control	1,528.07
Energy	1,610.76
Industry & Minerals	965.83
Transport	1,483.23
Science, Technology and Environment	149.28
General Economic Services	666.08
<b>Total</b>	<b>38,206.13</b>



**Statement - V**

Budget Details of Capital Expenditure

<b>TABLE - 8</b>		<i>Rupees in Crore</i>
<b>Capital Expenditure</b>		<b>Budget 2023-2024</b>
General Services		1,478.10
Social Services		13,566.32
Economic Services		18,981.81
Loans and Advances		1,034.23
Public Debt		30,540.80
	<b>Total</b>	<b>65,601.26</b>



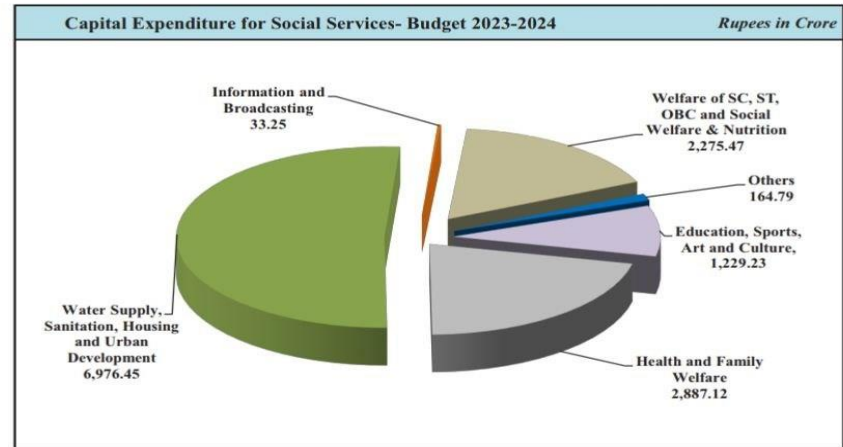
Budget at a Glance



**Statement - V**

Budget Details of Capital Expenditure for Social Services

<b>TABLE - 9</b>		<i>Rupees in Crore</i>
<b>Capital Expenditure for Social Services</b>		<b>Budget 2023-2024</b>
Education, Sports, Art and Culture		1,229.23
Health and Family Welfare		2,887.12
Water Supply, Sanitation, Housing and Urban Development		6,976.45
Information and Broadcasting		33.25
Welfare of SC, ST, OBC and Social Welfare & Nutrition		2,275.47
Others		164.79
<b>Total</b>		<b>13,566.31</b>

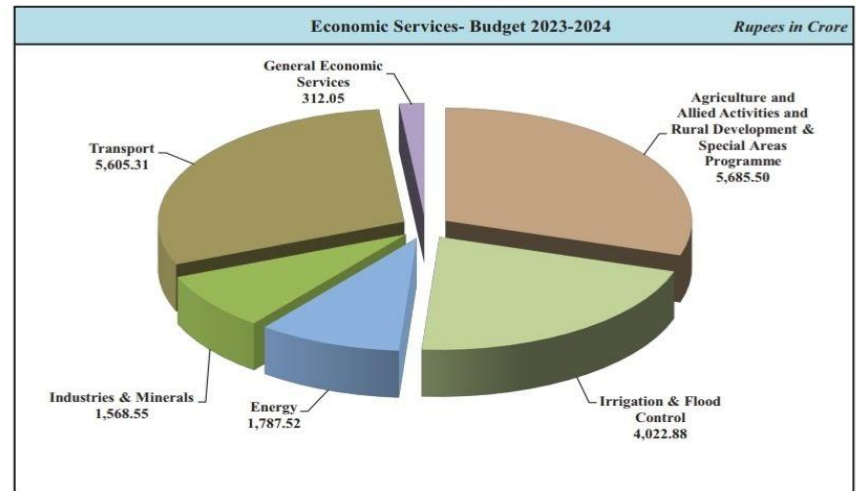


Budget at a Glance

**Statement - V**

Budget Details of Capital Expenditure for Economic Services

<b>TABLE - 10</b>	<i>Rupees in Crore</i>
<b>Economic Services</b>	<b>Budget 2023-2024</b>
Agriculture and Allied Activities and Rural Development & Special Areas Programme	5,685.50
Irrigation & Flood Control	4,022.88
Energy	1,787.52
Industries & Minerals	1,568.55
Transport	5,605.31
General Economic Services	312.05
<b>Total</b>	<b>18,981.81</b>

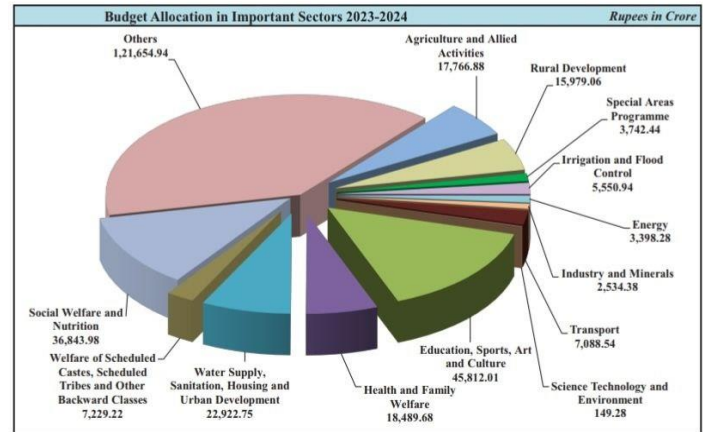


Budget at a Glance

**Statement - VI**

Budget Allocation in Important Sectors

TABLE - 11		<i>Rupees in Crore</i>
Budget Allocation in Important Sectors		Budget 2023-2024
Agriculture and Allied Activities		17,766.88
Rural Development		15,979.06
Special Areas Programme		3,742.44
Irrigation and Flood Control		5,550.94
Energy		3,398.28
Industry and Minerals		2,534.38
Transport		7,088.54
Science Technology and Environment		149.28
Education, Sports, Art and Culture		45,812.01
Health and Family Welfare		18,489.68
Water Supply, Sanitation, Housing and Urban Development		22,922.75
Welfare of Scheduled Castes, Scheduled Tribes and Other Backward Classes		7,229.22
Social Welfare and Nutrition		36,843.98
Others		1,21,654.94
<b>Total</b>		<b>3,09,162.38</b>



Budget at a Glance