



Mahendra's



SSC CGL/CPO/CHSL

REASONING

होली स्पेशल



LIVE

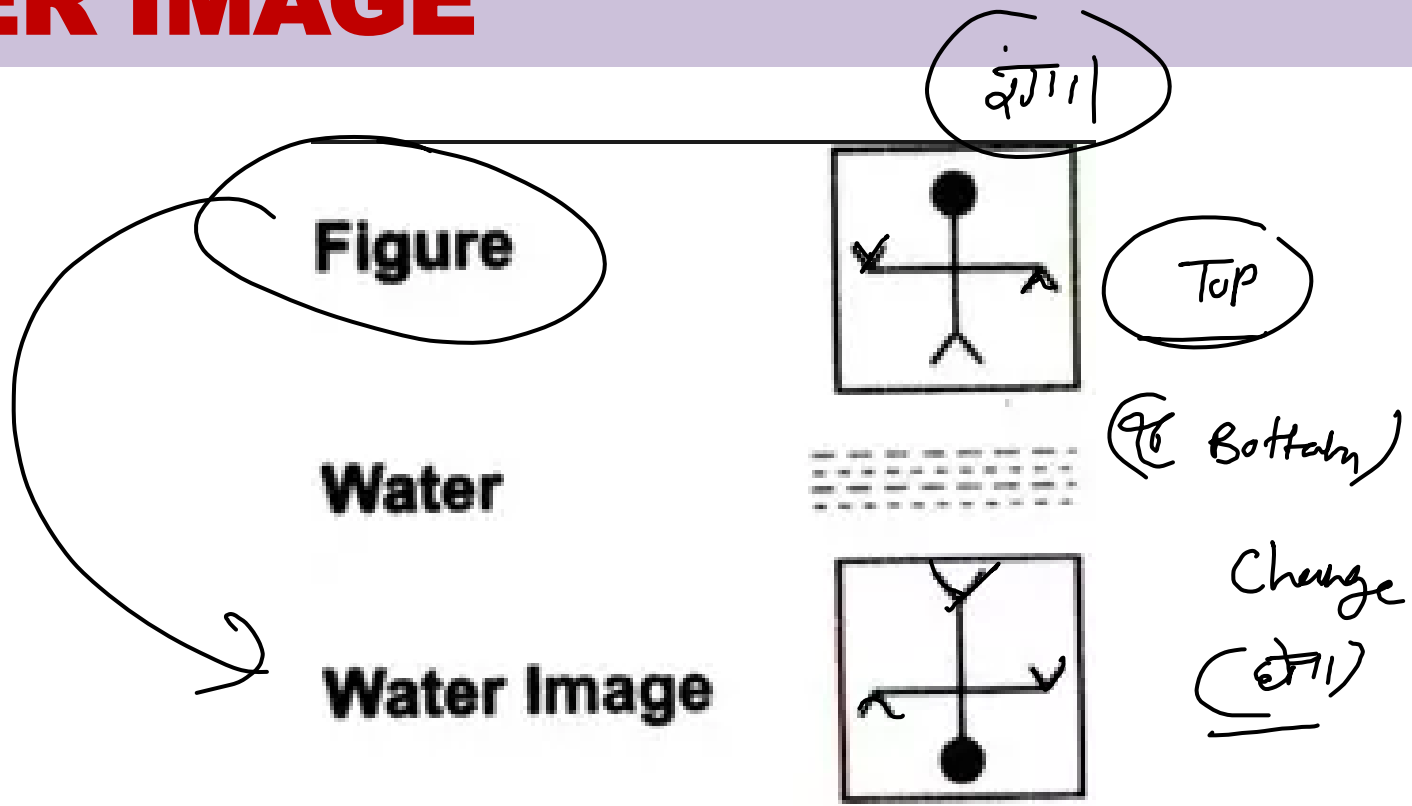
07:30 PM

IMAGES

MIRROR
IMAGE

✓
WATER
IMAGE

WATER IMAGE



TYPES OF QUESTION

TYPE-1

✓
WATER IMAGE IN CLOCK

TYPE-2

✓
**WATER IMAGE IN
ALPHABET AND NUMBER**

TYPE-3

✓
**WATER IMAGE IN
DIAGRAMS**

WATER IMAGE IN CLOCK

KEY POINT TO REMEMBER


**SUBTRACT
FORM**

FOR 12 HRS FORMAT

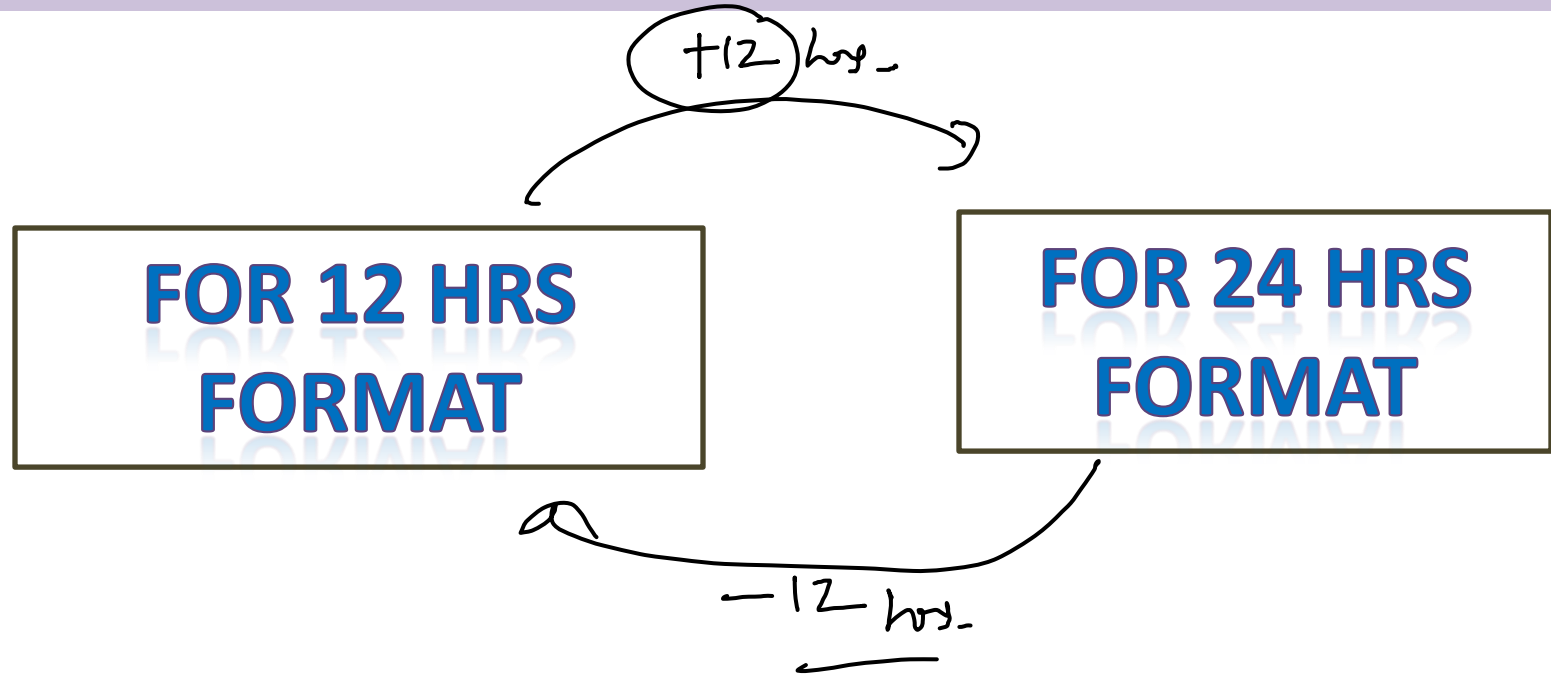
18:30

FOR 24 HRS FORMAT

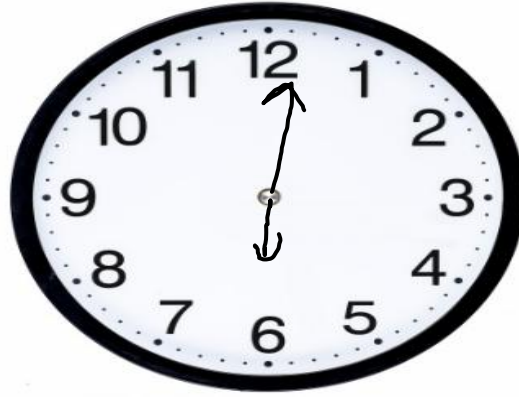
18:30



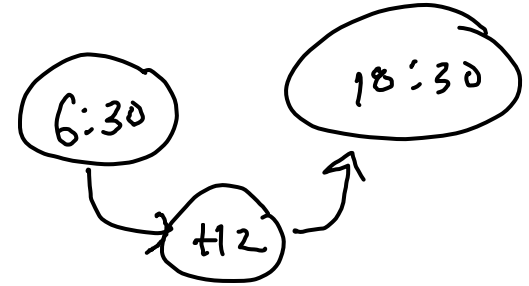
WATER IMAGE IN CLOCK



WATER IMAGE IN CLOCK



6



WATER IMAGE IN CLOCK

18:30

Q1. Looking into WATER, the clock shows 9 : 20 as the time.
The actual time is पानी में देखने पर, घड़ी समय के रूप में
9:20 दिखाती है। वास्तविक समय _____ है

$$\begin{array}{r} 18:30 \\ - 9:20 \\ \hline 9:10 \\ \hline \end{array}$$

A. 9 : 20

B. 9 : 10

C. 9 : 40

D. 9 : 50

Q2. Looking into WATER, the clock shows 5 : 34 as the time. The actual time is पानी में देखने पर, घड़ी समय के रूप में 5:34 दिखाती है। वास्तविक समय +60 है

$$\begin{array}{r} 18:30 \\ - 5:34 \\ \hline \end{array}$$

$$\begin{array}{r} \rightarrow 18:30 \\ - 1 \left(\begin{array}{l} 17:(30+60) \end{array} \right) \end{array}$$

$$\begin{array}{r} 17:90 \\ - 5:34 \\ \hline 12:56 \end{array}$$

$$\textcircled{00:56}$$

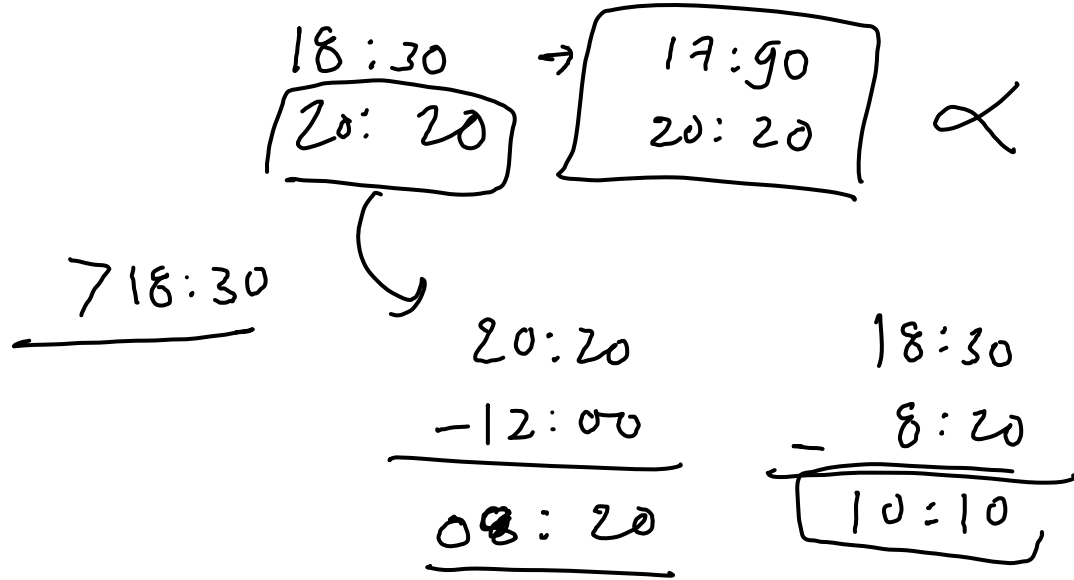
A. 12 : 56

B. 11 : 56

C. 10 : 56

D. 9 : 46

Q3. Looking into WATER, the clock shows 20 : 20 as the time. The actual time is पानी में देखने पर, घड़ी समय के रूप में 20:20 दिखाती है। वास्तविक समय _____ है



- A. 10 : 20
- B. 10 : 10
- C. 9 : 40
- D. 9 : 50

Q4. Looking into WATER, the clock shows 21 : 41 as the time. The actual time is पानी में देखने पर, घड़ी समय के रूप में 21:41 दिखाती है। वास्तविक समय _____ है

$$\begin{array}{r}
 21:41 \\
 \leftarrow 12:00 \\
 \hline
 9:41
 \end{array}
 \rightarrow
 \begin{array}{r}
 18:30 \\
 - 9:41 \\
 \hline
 8:49
 \end{array}
 \rightarrow
 \begin{array}{r}
 17:00 \\
 - 9:41 \\
 \hline
 8:49
 \end{array}$$

A. 9 : 49

B. 10 : 49

C. 8 : 49

D. 8 : 59

Q5. Looking into WATER, the clock shows 4 : 23 as the time. The actual time is पानी में देखने पर, घड़ी समय के रूप में 4:23 दिखाती है। वास्तविक समय _____ है

$$\begin{array}{r} 18:30 \\ - 4:23 \\ \hline 14:07 \Rightarrow \\ -12 \\ \hline 2:07 \end{array}$$

A. 13 : 37

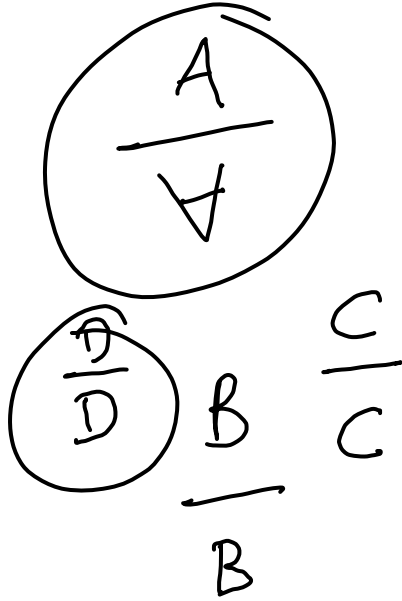
B. 13 : 38

C. 01 : 28

D. ~~2 : 36~~

2:07

WATER IMAGE IN ALPHABET



A	B	C	D	E	F	G	H	I	J	K	L	M
V	B	C	D	E	F	G	H	I	J	K	L	M
N	O	P	Q	R	S	T	U	V	W	X	Y	Z
N	O	P	Q	R	S	T	U	V	W	X	Y	Z

Water images of Capital Alphabets

a	b	c	d	e	f	g	h	i	j	k	l	m
a	b	c	d	e	f	g	h	i	j	k	l	m
n	o	p	q	r	s	t	u	v	w	x	y	z
n	o	p	q	r	s	t	u	v	w	x	y	z

Water images of Small Alphabets

1	2	3	4	5	6	7	8	9	0
1	2	3	4	5	6	7	8	9	0

Water images of Numbers

Q6. FIND THE WATER IMAGE

RAJ589D8 | 8

RAJ58
b b

~~(1) 8D82LAP~~

~~(2) 8D82LAP~~

(3) 8D82JAP

~~(4) 8D82JAP~~

8

Q7. FIND THE WATER IMAGE

NhRqSy

~~(1) NpRdzy~~

~~(3) NpRdzy~~

h
p

~~(2) NpRdzy~~

~~(4) NpRdzy~~

Q8.FIND THE WATER IMAGE

BK50RP62

K

K

K

~~(1) BK20K695~~

(2)

BK20K695

~~(3) BK20R695~~

~~(4)~~

BK50R695

Q9. FIND THE WATER IMAGE

MM

PQ8AF5BZ9

019

(1) P08V72BZ0

(3) P08V79BZ9

2

PQ

Q

6

Q

(2) P08V72BZ6

(4) P08V7A8Q9

✓

Q10.FIND THE WATER IMAGE

E8t4e9C

t
f

~~(1) E8t4e9C~~

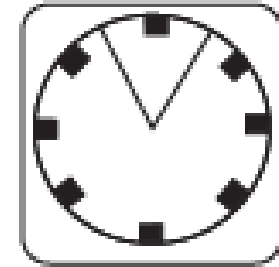
~~(2) E8t4e9C~~

~~(3) E8t4e9C~~

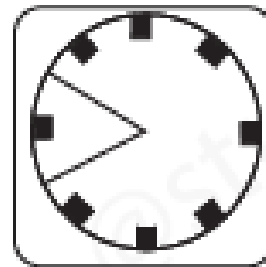
~~(4) E8t4e9C~~

Q11.FIND THE WATER IMAGE

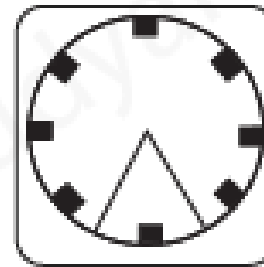
Question figure:



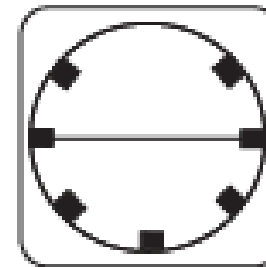
Answer figures:



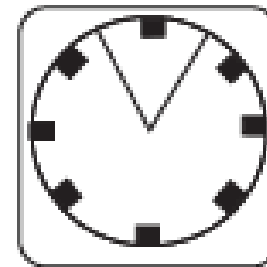
(1)



(2)



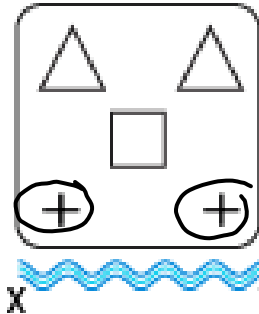
(3)



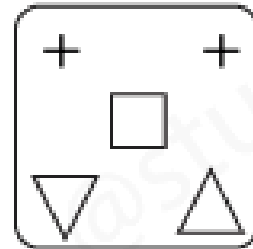
(4)

Q12.FIND THE WATER IMAGE

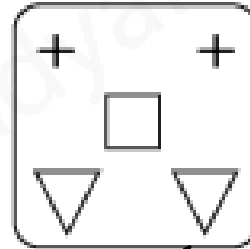
Question figure:



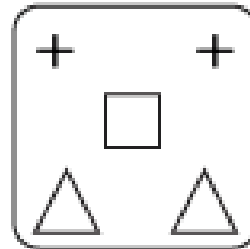
Answer figures:



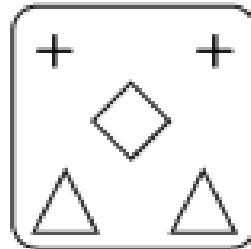
(1)




~~(2)~~



(3)


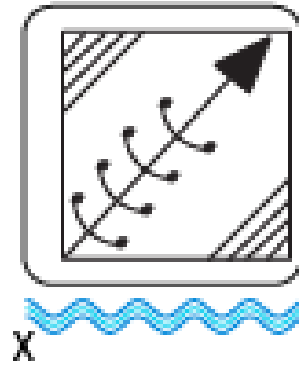


(4)

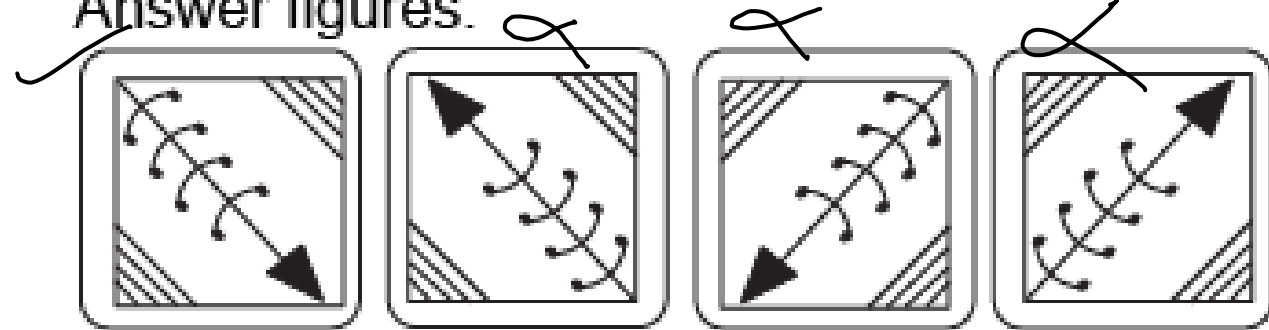


Q13.FIND THE WATER IMAGE

Question figure:



Answer figures:



(1)


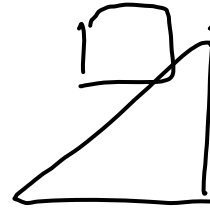
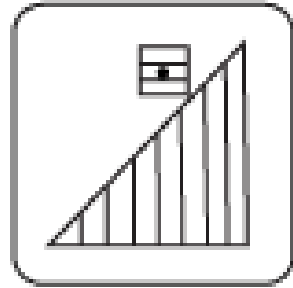
(2)

(3)

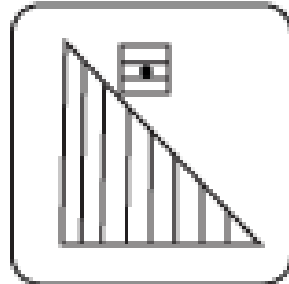
(4)

Q14.FIND THE WATER IMAGE

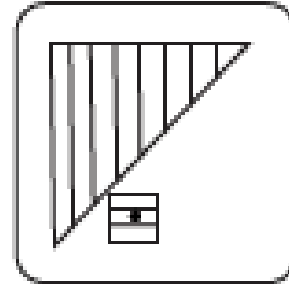
Question figure:



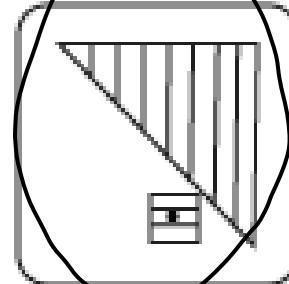
Answer figures:



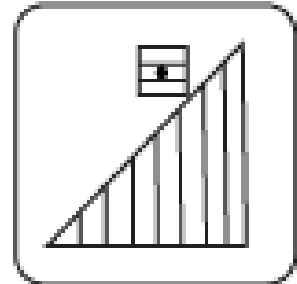
(1)



(2)





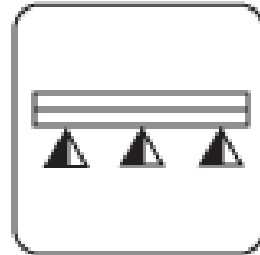
(3)



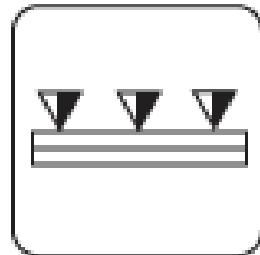
(4)

Q15.FIND THE WATER IMAGE

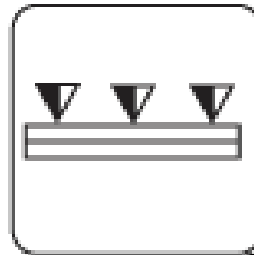
Question figure:



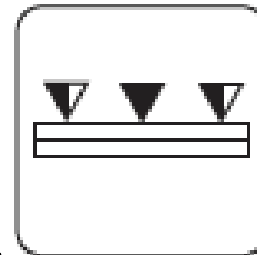
Answer figures:



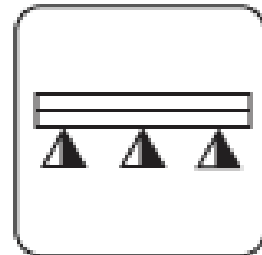
(1)



(2)



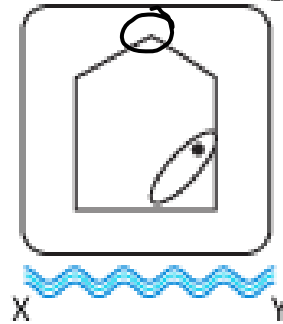
(3)



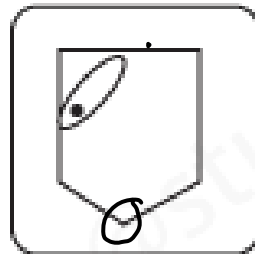
(4)

Q16.FIND THE WATER IMAGE

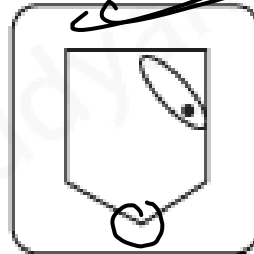
Question figure:



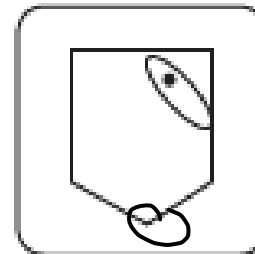
Answer figures:



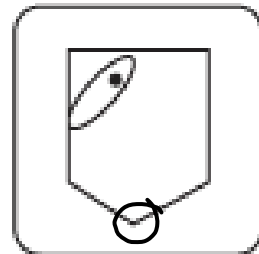
(1)



(2)



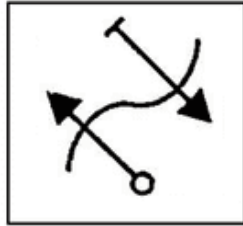
(3)



(4)

Q17.FIND THE WATER IMAGE

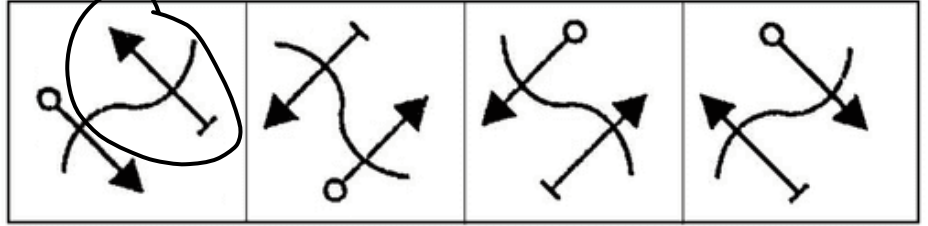
Question Figure



(X)



Answer Figures




(1)

(2)

(3)

(4)

Q18.FIND THE WATER IMAGE




(1)



(2)



(3)



(4)

