



CUET EXAM 2022



- ▶ **EXAM PATTERN**
- ▶ **SYLLABUS**
- ▶ **PREPARATION TIPS**

EVERYTHING YOU WANT TO KNOW

LIVE  12:30 PM

SSC MTS/HAWALDAR/CHSL



ENGLISH

CHANGE THE VOICE

PART-1

तैयारी जीत की...

LIVE

07:30 PM



 Mahendra's



SSC CHSL 2022

MATHS, REASONING, ENGLISH, GK/GS

मेरा राज

8 घंटे लगातार



8:00 AM

LIVE ((📺))



15 MAY 2022



UPCOMING ONLINE BATCHES

June 2022

01 June 2022

08:00 AM to 10:00 AM

BANK ONLINE LIVE CLASS

03:00 PM to 05:00 PM

SSC ONLINE LIVE CLASS

BILINGUAL

08 June 2022

01:00 PM to 03:00 PM

BANK ONLINE LIVE CLASS

07:30 PM to 09:30 PM

SSC ONLINE LIVE CLASS

BILINGUAL

15 June 2022

05:30 PM to 07:30 PM

BANK ONLINE LIVE CLASS

10:30 AM to 12:30 PM

SSC ONLINE LIVE CLASS

BILINGUAL

 www.mahendras.org

 7052477777/7052577777



SSC MTS/HAWALDAR/CHSL

•Live at 07:30 PM



VOICE

कर्मचारी चयन आयोग
भारत सरकार



SSC MTS/HAWALDAR/CHSL

•Live at 07:30 PM





The voice is that form of the verb by which we come to know whether the subject performs an action or the action is being performed on it ;

There are two types:

1. Active Voice 2. Passive Voice



A sentence is said to be in active voice if the subject performs the action.

A sentence is said to be in the passive voice if the subject does not perform the action actively instead it remains passive.



Voice

Active: *The subject actively performs the action so the sentence is active.*

Passive: *The subject remains passive and the action impacts on the subject.*



FUNCTION



The passive voice is usually used in the following cases:

1. When the actual subject is hidden:

➤ ***This fort was demolished ten years ago.***

2. When object is to be stressed:

➤ ***The Pokhran explosions were carried by A.B. Vajpayee.***

3. To indicate historical or scientific facts:

➤ ***The dynamo was invented by Michael Faraday.***

RULES FOR CHANGE OF VOICE:

- 1. Rule : Subject and object interchange their places:***
 - ***Rajini sang a song. (Active)***
 - ***A song was sung by Rajini. (Passive)***
 - ***He eats an apple. (Active)***
 - ***An apple is eaten by him. (Passive)***
- 2. Rule : The 3rd form of the verb is used with is/am/ are / was / were / been / being according to the tense.***



3. Rule : The verb is made singular or plural according to the new subject used in the passive voice.

➤ **Ravi is teaching the students. (Active)**

➤ **The students are being taught by Ravi. (Passive)**

4. Rule : 'By' is used in the passive voice before the agent (doer / performer) and is placed before the object according to need.



5. Rule : Intransitive verbs do not have passive form. (e.g. verbs like - laugh, come, see, sleep, come, sit etc.)

➤ **They sat. (No passive)**

➤ **Ravi laughed. (No passive)**

Note: However, if a preposition is used with an intransitive verb we can form its passive voice.

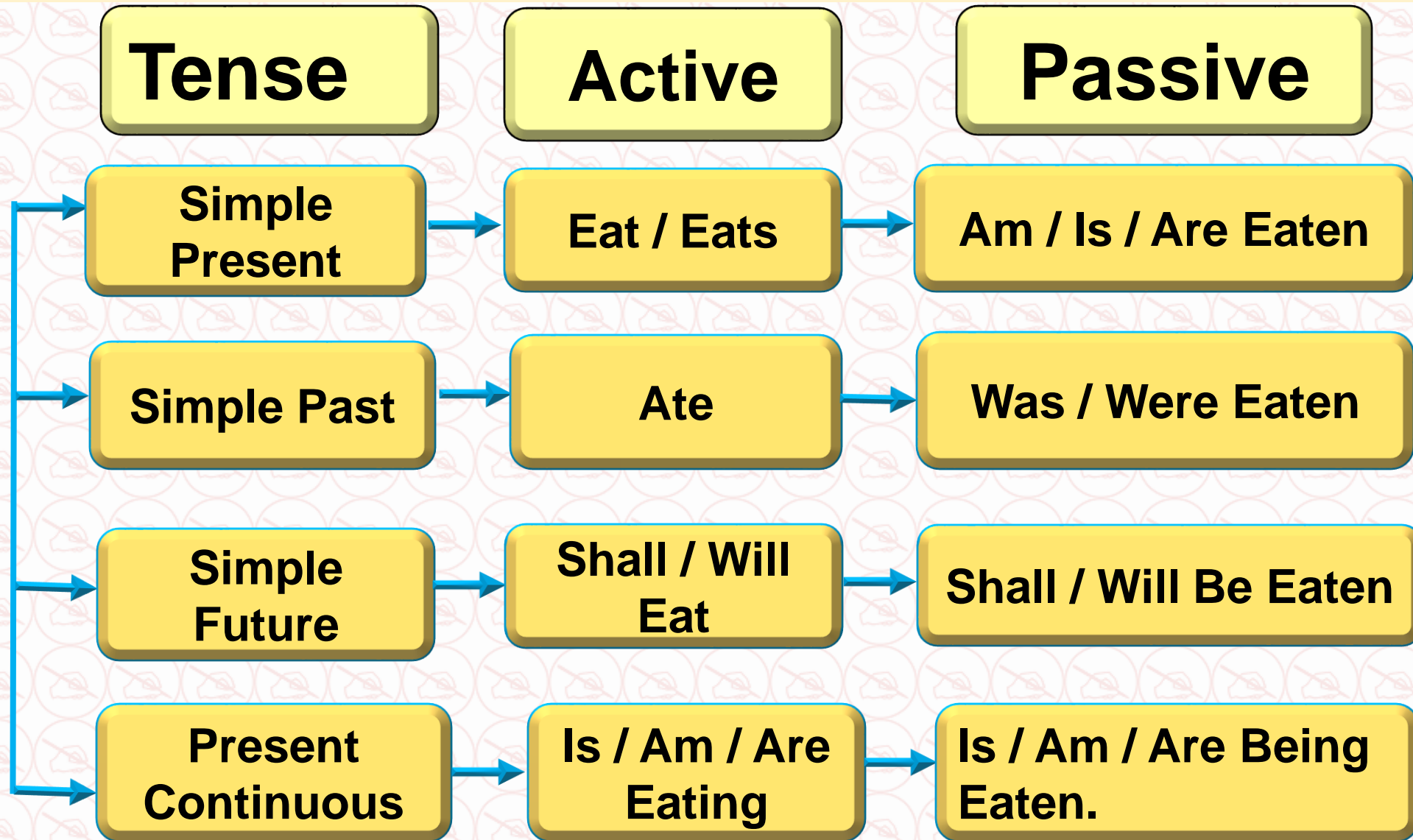
➤ **They sat upon the chair. (Active)**

➤ **The chair was sat upon by them. (Passive)**

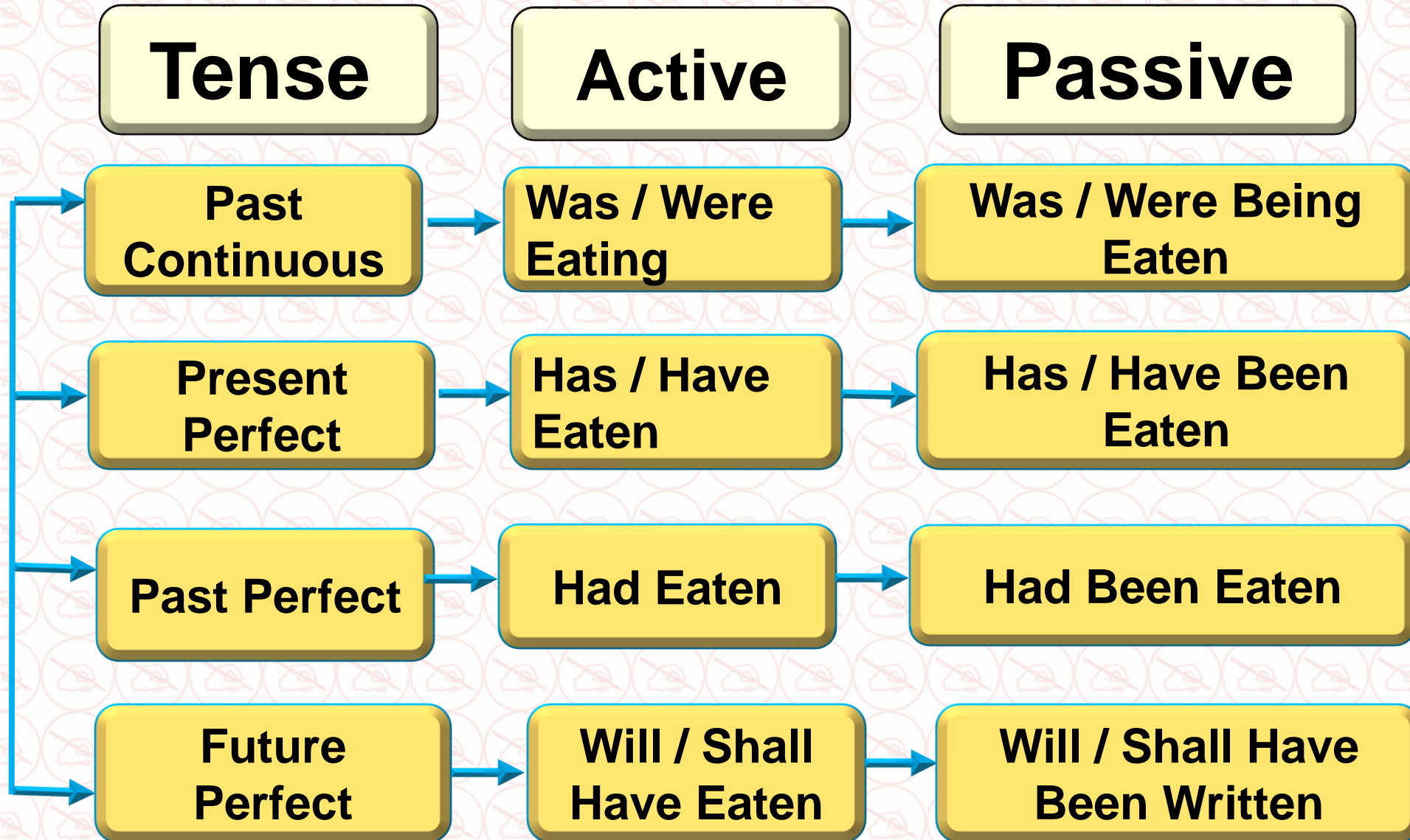
➤ **He laughed at the beggar. (Active)**

➤ **The beggar was laughed at by them. (Passive)**

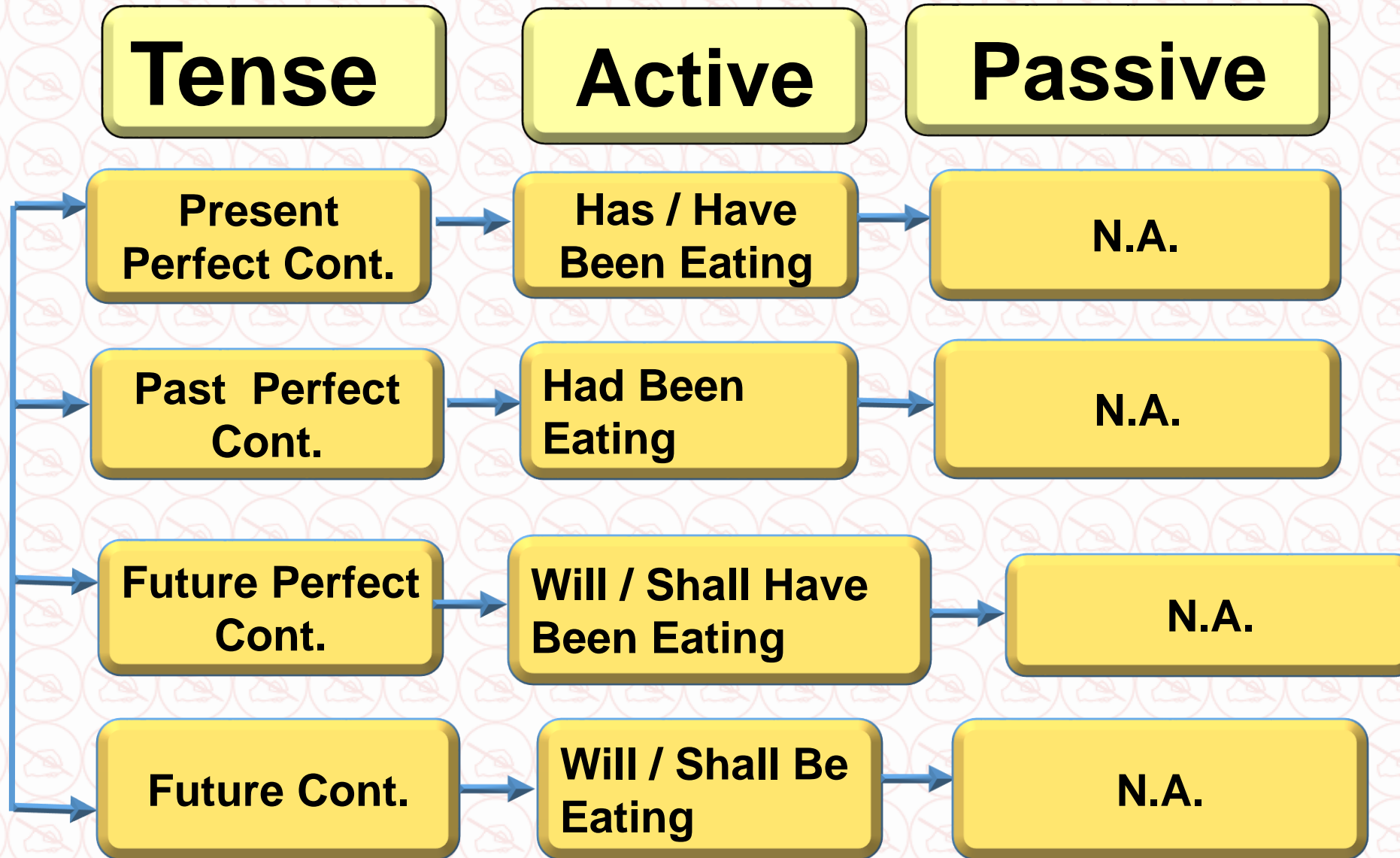
TRANSFORMATION OF VERBS



TRANSFORMATION OF VOICE



TRANSFORMATION OF VOICE



TRANSFORMATION OF THE SUBJECT

Active

Passive

Active

Passive

1

I

Me

5

She

Her

2

He

Him

6

They

Them

3

You

You

7

It

It

4

We

Us

8

Who

By Whom



SSC MTS/HAWALDAR/CHSL

•Live at 07:30 PM





SSC MTS/HAWALDAR/CHSL

•Live at 07:30 PM





SSC MTS/HAWALDAR/CHSL

•Live at 07:30 PM



Thank
you

