



 *Mahendra's*

UP Police कांस्टेबल 2021

REASONING

VENN DIAGRAM

एकदम शुरु से...



 **4:00 PM**

LIVE 



UPCOMING ONLINE BATCHES

December 2021

01 Dec 2021

08:00 AM to 10:00 AM

LIVE PREMIUM GREEN CARD
(BANK-PO & CLERK)

05:30 PM to 07:30 PM

LIVE PREMIUM GREEN CARD
(BANK-PO & CLERK)

01:00 PM to 03:00 PM

LIVE PREMIUM SILVER CARD
(SSC CGL & CHSL)

BILINGUAL

08 Dec 2021

10:30 AM to 12:30 PM

LIVE PREMIUM GREEN CARD
(BANK-PO & CLERK)

03:00 PM to 05:00 PM

LIVE PREMIUM GREEN CARD
(BANK-PO & CLERK)

08:00 AM to 10:00 AM

LIVE PREMIUM SILVER CARD
(SSC CGL & CHSL)

BILINGUAL

15 Dec 2021

01:00 PM to 03:00 PM

LIVE PREMIUM GREEN CARD
(BANK-PO & CLERK)

10:30 AM to 12:30 PM

LIVE PREMIUM SILVER CARD
(SSC CGL & CHSL)

BILINGUAL

22 Dec 2021

08:00 AM to 10:00 AM

LIVE PREMIUM GREEN CARD
(BANK-PO & CLERK)

07:30 PM to 09:30 PM

LIVE PREMIUM SILVER CARD
(SSC CGL & CHSL)

BILINGUAL

29 Dec 2021

10:30 AM to 12:30 PM

LIVE PREMIUM GREEN CARD
(BANK-PO & CLERK)

07:30 PM to 09:30 PM

LIVE PREMIUM GREEN CARD
(BANK-PO & CLERK)

03:00 PM to 05:00 PM


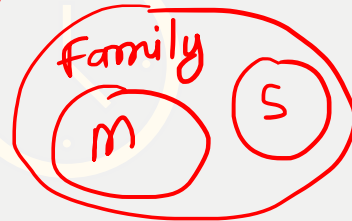
LIVE PREMIUM SILVER CARD
(SSC CGL & CHSL)

BILINGUAL



VENN DIAGRAM

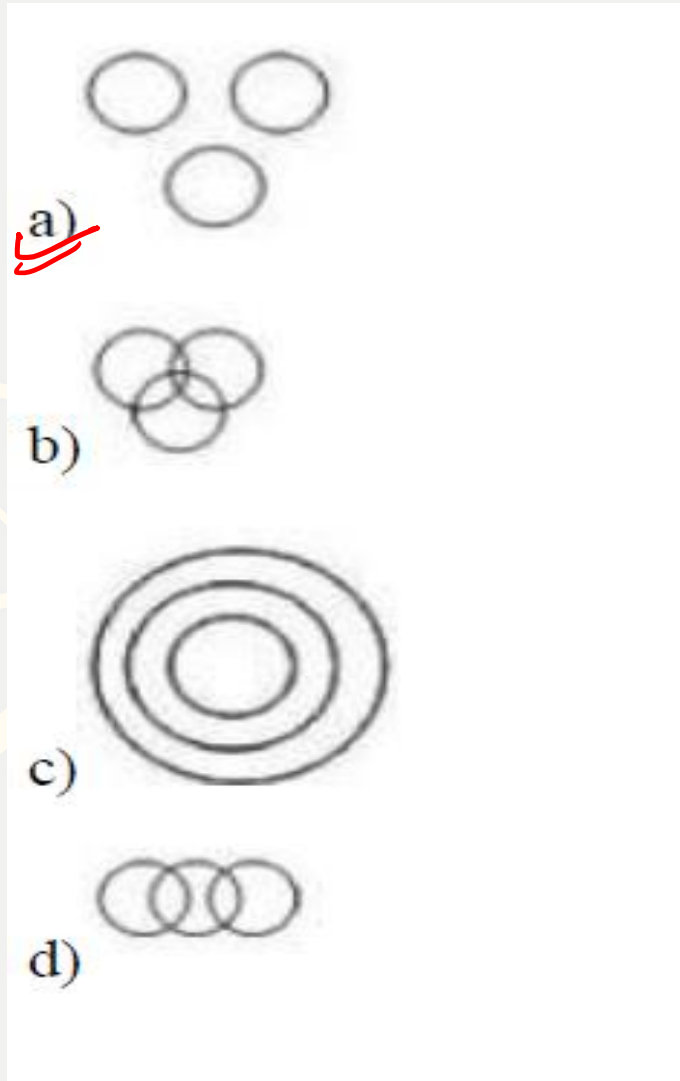
Family, Mother, Sister



ABOUT LOGICAL VENN DIAGRAM

The main aim of this section is to test your ability about the relation between some items of a group by diagrams. In these questions some figures of circles/triangle/square and some words are given. You have to choose a figure which represents the given words.

Q. Which of the following diagrams represent the relationship between Bus, Auto and Train.



a) Three separate, non-overlapping circles.

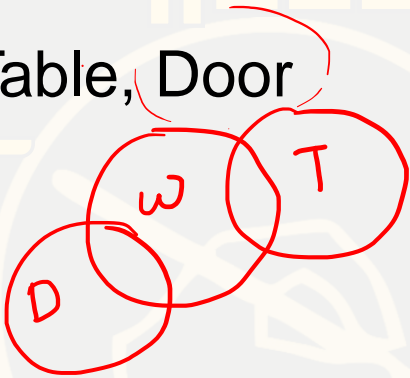
b) Three overlapping circles, each pair sharing a common intersection.

c) A large outer circle containing two smaller concentric circles.


d) Two overlapping circles.

Q. Which of the following diagrams correctly represents the relationship between the following classes.

Wood, Table, Door



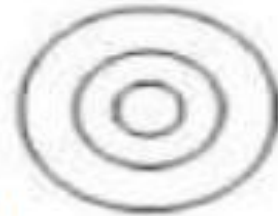
a)



b)



c)

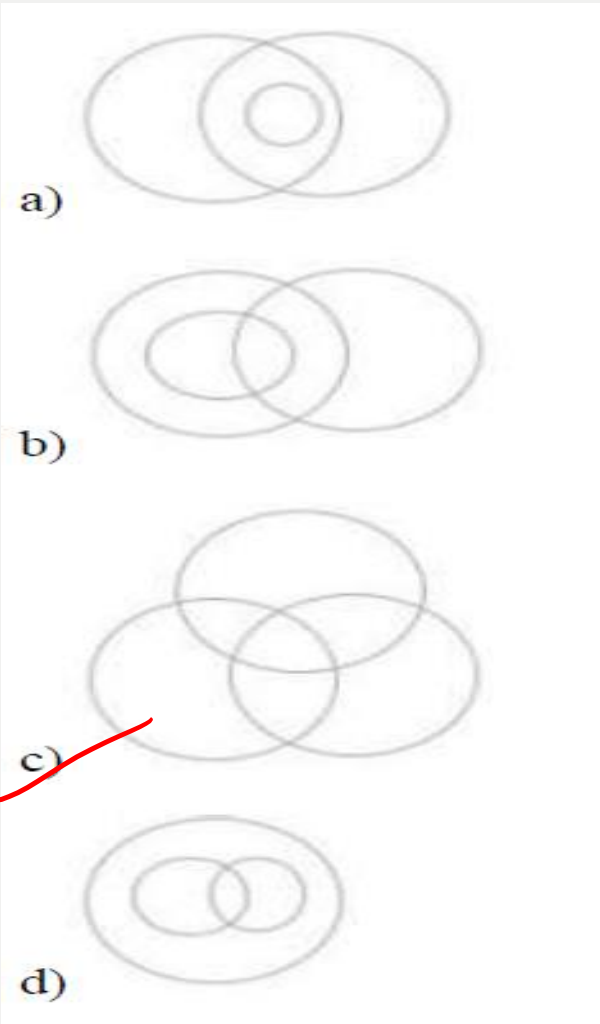
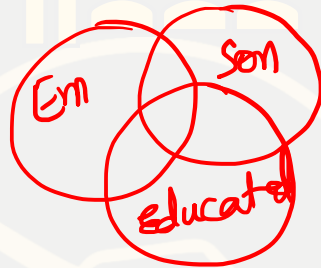


d)



Q. Which of the following diagrams correctly represents the relationship between the following classes.

Employed, Son, Educated







Q. Which of the following diagrams correctly represents the relationship between the following classes.

Brother, Mother, Father

male

male







- a) 
- b) 
- ~~c) ~~
- d) 

Q. Which of the following diagrams correctly represents the relationship between the following classes.

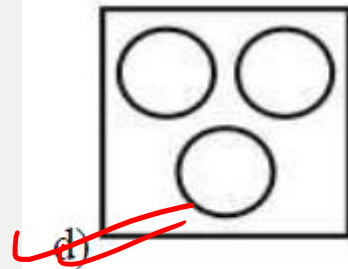
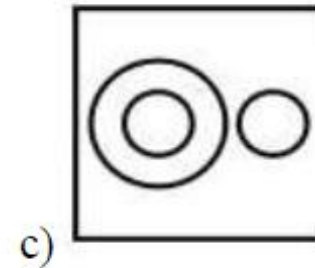
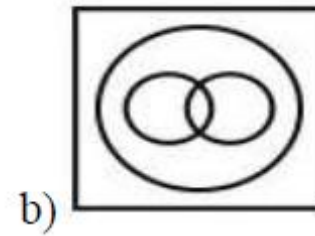

Producer, Director, Singer



- a) 
- b) 
- c) 
- d) 

Q. Which of the following diagrams correctly represents the relationship between the following classes.

Book, Chair, Mouse

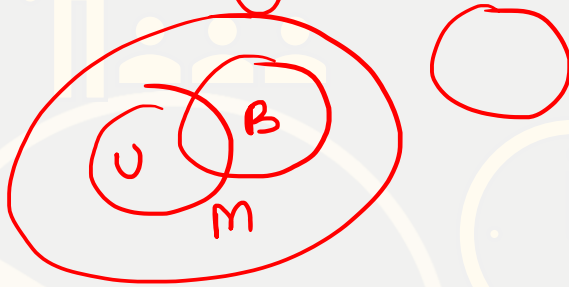



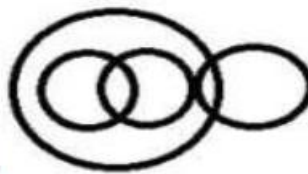


Which of the following diagrams correctly represents the relationship between the following classes.

Male, Uncle, Sister, Brother

Male (+) = Sister (+)

Uncle (-) = Brother (+)


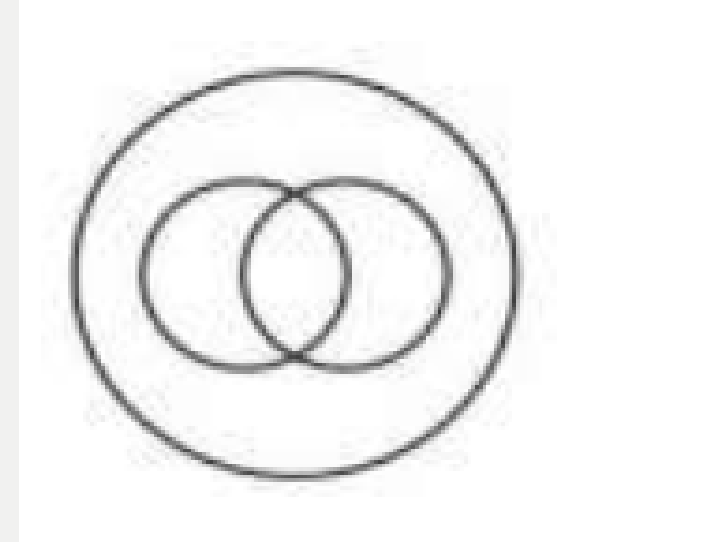



- a) 
- b) 
- c) 
- d) 

d)

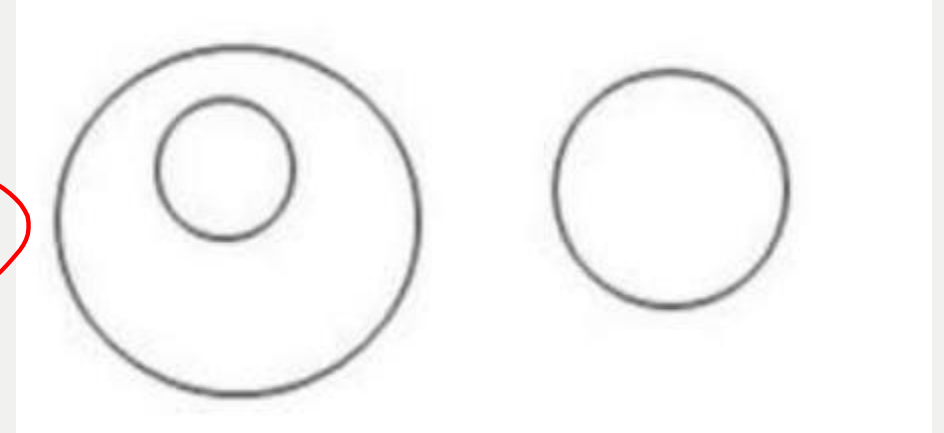

Q. Select the option that is best represented by the given set of Venn diagram.

- a) Lion, Animal, Rat
- b) Professors, Male, Humans
- c) Aunt, Teacher, Father
- d) Women, Brother, Sister





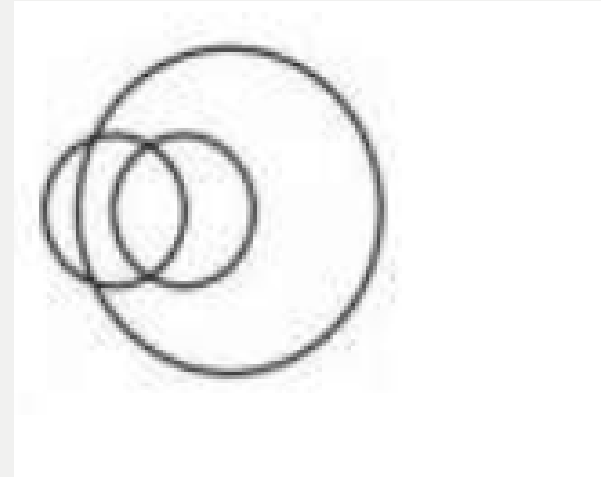
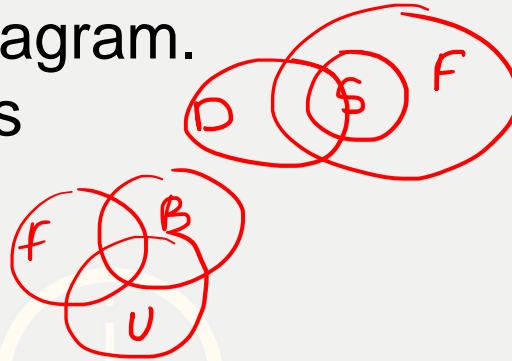
Select the option that is best represented by the given set of Venn diagram.

- a) Mobile, LCD, Mouses
- b) Rat, Ant, Lion
- c) Table, Furniture, Mobile
- d) Mammal, Reptile, Bird



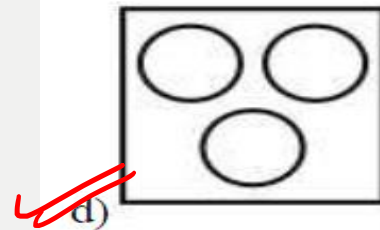
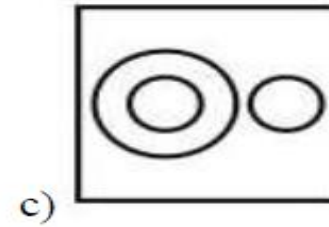
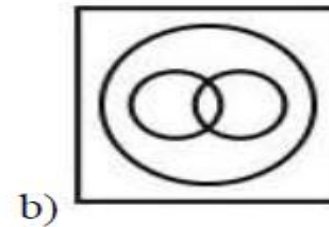

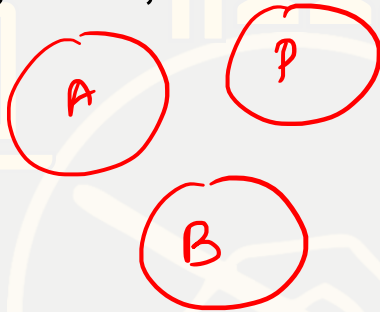
Q. Select the option that is best represented by the given set of Venn diagram.

- a) Sisters, Female, Doctors
- b) Father, Brother, Uncle
- c) Pen, Animal, Zebra
- d) Lion, Man, Uncle



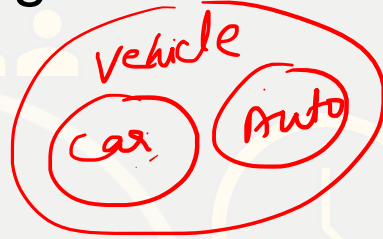
Which of the following diagrams correctly represents the relationship between the following classes.


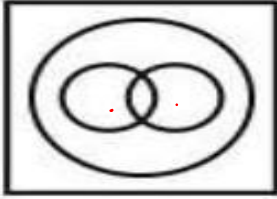

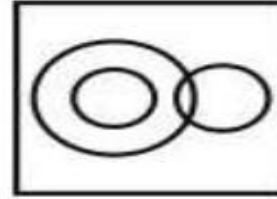
Apple, Pen, book



Which of the following diagrams correctly represents the relationship between the following classes.

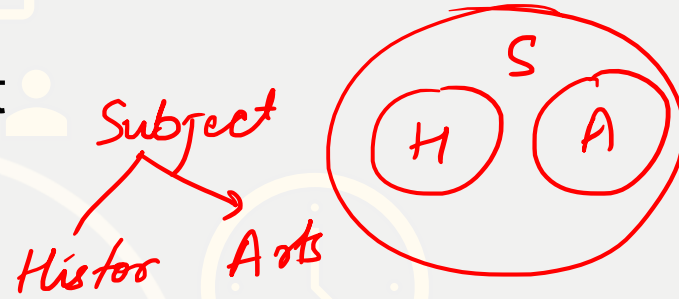
Vehicle, Car, Auto


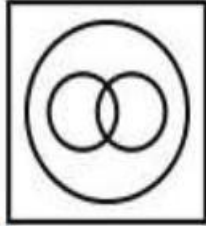
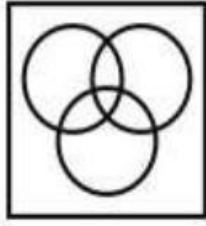



- a) 
- b) 
- c) 
- d) 

Q. Which of the following diagrams correctly represents the relationship between the following classes.

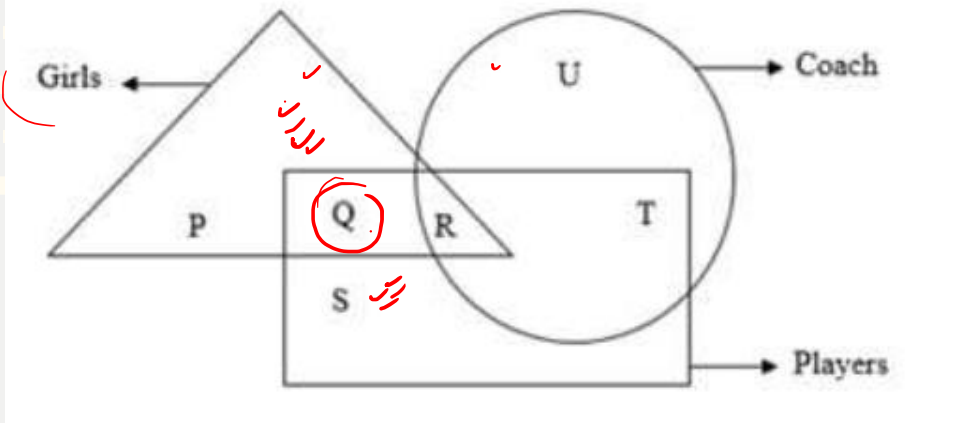
History, Arts, Subject



- a) 
- b) 
- c) 
- d) 

~~A~~ The letter 'Q' in the Venn diagram given below represents:

- a) Coach who are players but not girls
- b) Players who are girls but not coach
- ~~c) Girls who are players~~
- d) Girls who are coach but not players

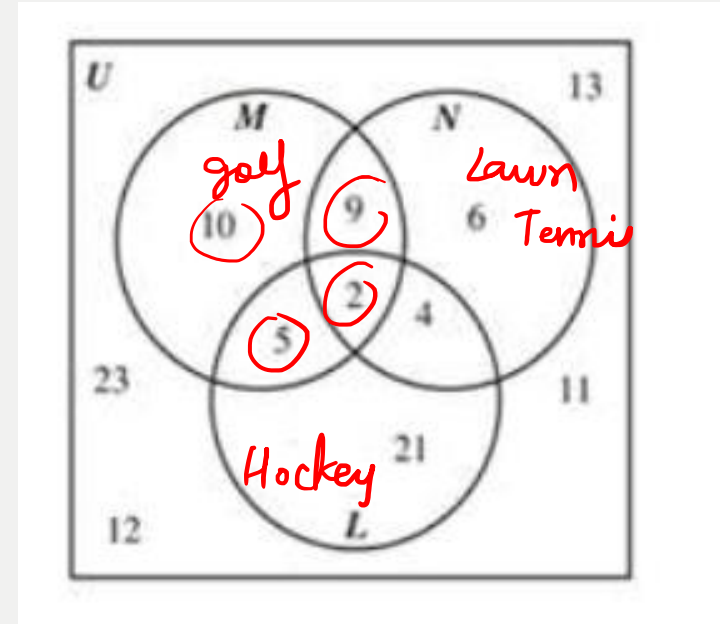


In the given diagram, Set U is the universal set and Set L, M and N represent players playing Hockey, Golf and Lawn Tennis respectively.

Q. How many players play Golf?

- a) 21
- b) 29
- c) 29
- ~~d) 26~~

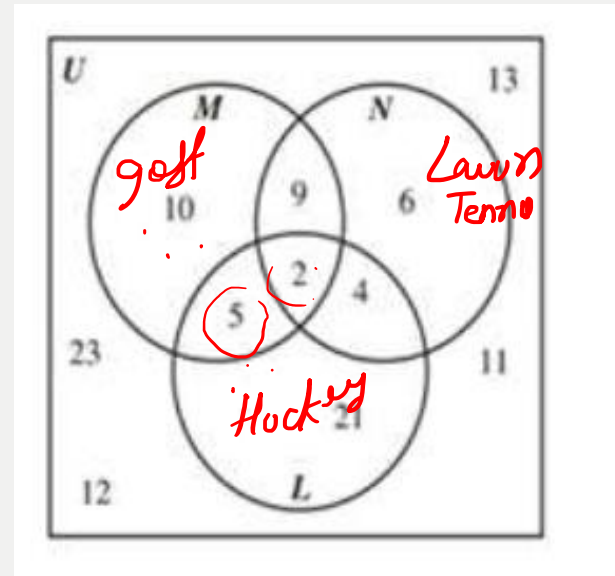
$$10 + 9 + 2 + 5 = 26$$




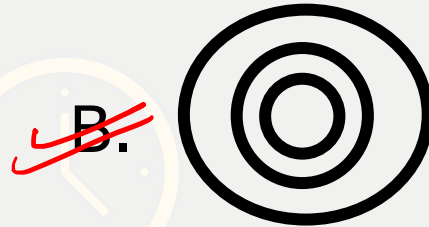

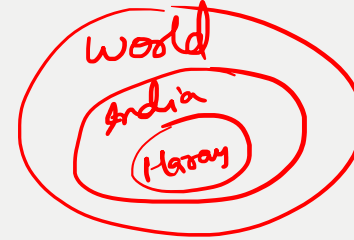
In the given diagram, Set U is the universal set and Set L, M and N represent players playing Hockey, Golf and Lawn Tennis respectively.

Q. What is the total number of players playing both Hockey and Golf but not Lawn Tennis?





- a) 5
- b) 12
- c) 7
- d) 2



Q. Which of the following diagrams indicate the best relation between India, Haryana and World ?




Q. Which of the following diagrams indicate the best relation between Class, Blackboard and School ?




Q. Which of the following diagrams indicate the best relation between Country, City and State ?

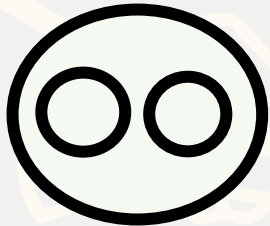
A.




~~B.~~



C.




D.




Q. Which of the following diagrams indicate the best relation between Hockey, Football and Cricket ?


A.





B.



C.




D.

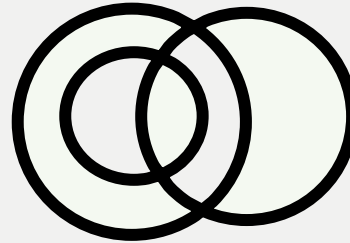


Q. Which of the following diagrams indicates the best relation between Boys, Girls and Students ?

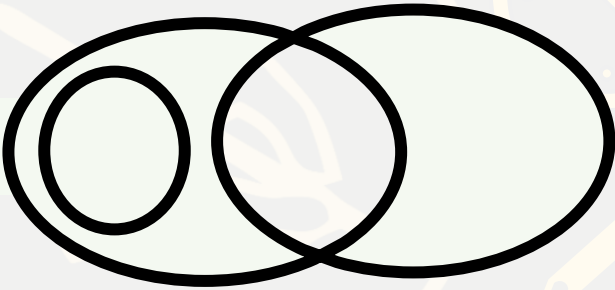
A.




B.




C.



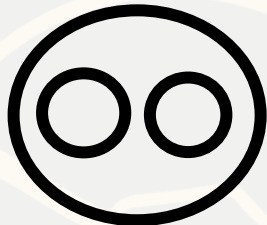
D.




Q. Which of the following diagrams indicates the best relation between Paper, Stationery and Ink ?




~~A.~~




B.



C.




D.




Q. Which of the following diagrams indicates the best relation between Dogs, Pet animals and Animals ?




A.




B.



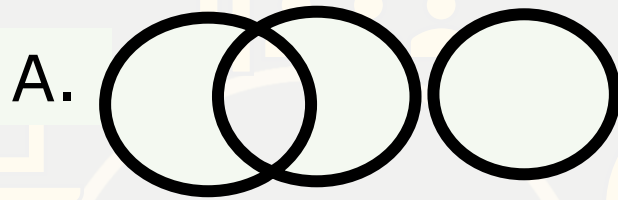
~~C.~~



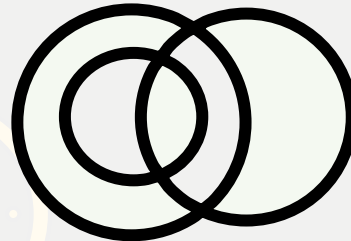
D.




Q. Which of the following diagrams indicates the best relation between Women, Mothers and Engineers ?





~~B.~~



C.



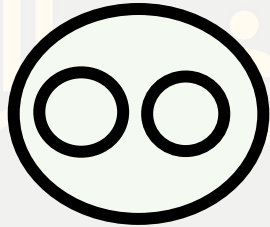
D.




Q. Which of the following diagrams indicates the best relation between Judge, Thieves and Criminals?

HW

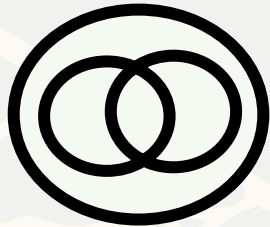
A.




B.



C.



D.



Mixed Question Series
4:00 pm

Like Share

